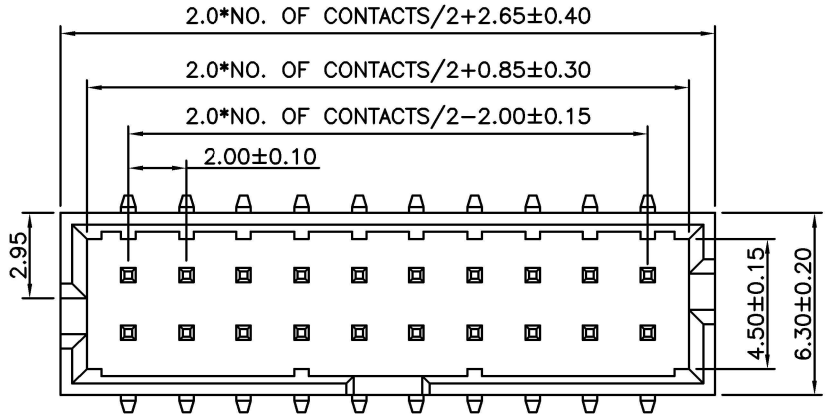


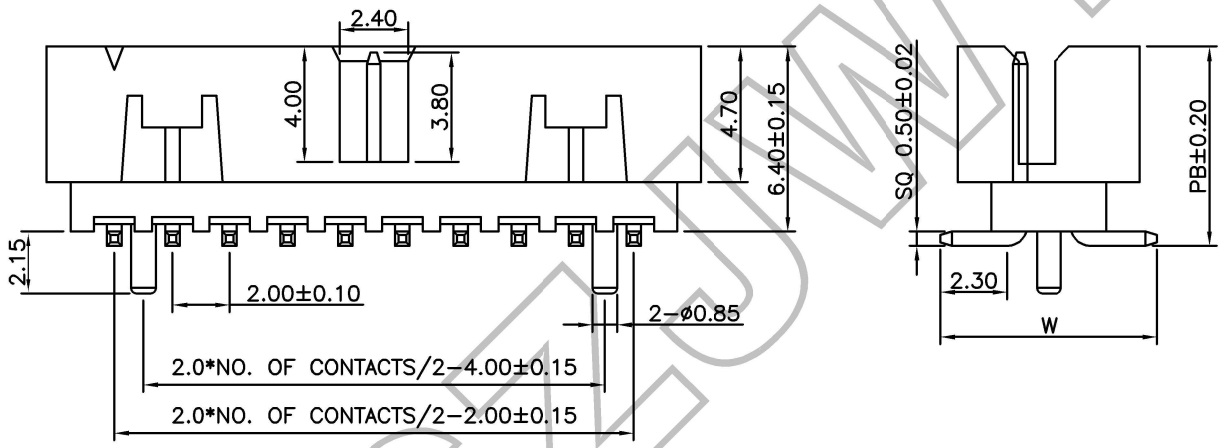


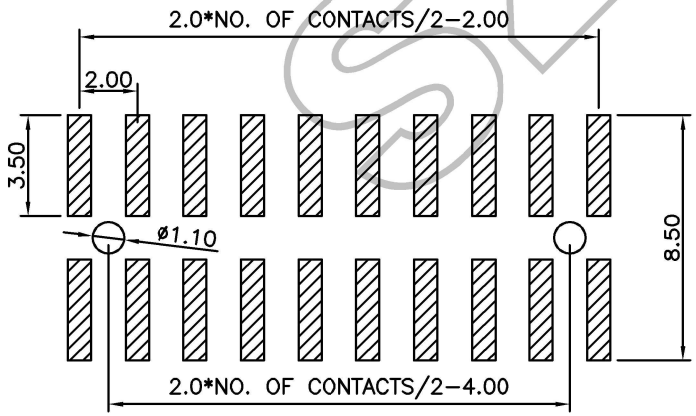


Recommended PCB Layout
Layout Tolerance ±0.05mm

1、SPECIFICATOINS:

Current Rating : 2.0 A
Voltage Rating : 250V AC
Contact Resistance : 20mΩ Max
Insulation Resistance : 1000MΩ Min
Withstand Voltage : 500V AC/minute
Operation Temperature : -40° C ~ +105° C

2、MATERIALS:

Contact Material : Copper Alloy
Contact Plating : Gold/Tin Plated over Ni
Insulator Material : PA6T BK (UL94V-0)
Max Processing Temp : 260° C for 30~60 Seconds

## Ordering Informations

| 4714 | XXX | C | W | XX | M | R | XX |
|---|---|---|---|---|---|---|---|
| ① | ② | ③ | ④ | ⑤ | ⑥ | ⑦ | ⑧ |

| | | | |
|---|---|---|---|
| ① | 4714 | BOX Header 2.0 Series (H6.4MM) | |
| ② | XXX | NO. of Contacts | 006=6PIN 006~080P |
| ③ | C | Insulator Material | C=PA6T D=PA9T F=LCP |
| ④ | W | Posts | W=With Posts N=Without Posts |
| ⑤ | XX | Contact Plated | GF=Gold Flash G0=0.8U" Gold G1=1U" Gold G5=10U" Gold SN=Tin Plated ..... |
| ⑥ | M | Mounting Type | D=DIP R=Right Angle M=SMT Z=Recumbent |
| ⑦ | R | Packing | O=PE Bag T=Tube A=Tray P=Mylar+Tube R=Reel+CAP M=Mylar+Reel ..... |
| ⑧ | XX | Serial NO. | 01 01~99 |

| STANDARD | |
|---|---|
| PB | 6.90 |
| W | 7.50 |

TOLERANCES UNLESS OTHERWISE SPCIFIED
.X ~~~~ ±0.30
.XX ~~~~ ±0.20
.XXX ~~~~ ±0.10
ANGLE ~~~~ ±5°

苏州金维益电子科技有限公司
SUZHOU JINWEIYI ELECTRONICS &TECH CO;LTD

| | | | | | | | | | | | |
|---|---|---|---|---|---|---|---|---|---|---|---|
| A1 | 210303001 | 优化版面 | 21.03.03 | Pop Zhang | | | 品名规格 PART NO. | 2.0_MX简牛_nP_立贴_带柱 | | | |
| A0 | | | | | 客户料号 | | 物料编码 MATERIAL NO. | 4714XXXCWXXMRXX | 制图 DRAWING | Pop Zhang | 2025.03.13 | 单位 UNITS | MM |
| 版本 REV NO. | 变更编号 ECN NO. | 描述 DESCRIIPTION | 变更日期 DATE | 变更人 CHANGER | CUSTOMER COPY | 页码 SHEET 1 OF 1 | 图号 DWG NO. | 20250313003 | 审核 CHECKED | | | 比例 SCALE | N:1 |
| | | | | | | | 视图 PROJECTION | | 批准 APPROVED | Robert Luo | 2025.03.13 | 图幅 SIZE | A4 |

SZJWY